

Date: April 2, 2006


To: GNU Backgammon

From: Gary Labouseur

Subject: Installation Problems

I have many times to get GNU Backgammon downloaded and running. I get the same problems every time. I'm running Win XP SP. I have tried IE and Firefox, which I generally use. I get the same result with either. I just uninstalled the previous installation and downloaded from <http://www.gnubg.org/index.php?itemid=21>. It seemed to come fine. I did not get an offer for bear-off libraries, except once.



I double-clicked:  and appeared to install the program. It did mention that I already had a folder named gnubg, and asked if I wanted to install to it anyway. I said OK. Next time I'll uninstall, delete (again) anything that relates to GNU (including that folder). I don't think that is the problem.

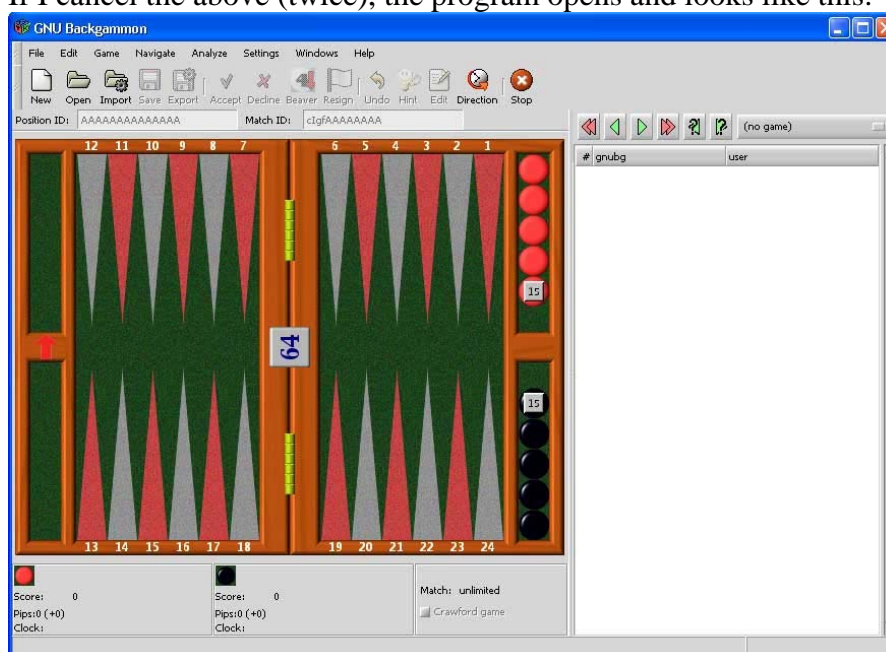


I get the shortcut:

When I click it to open the program I get this message:



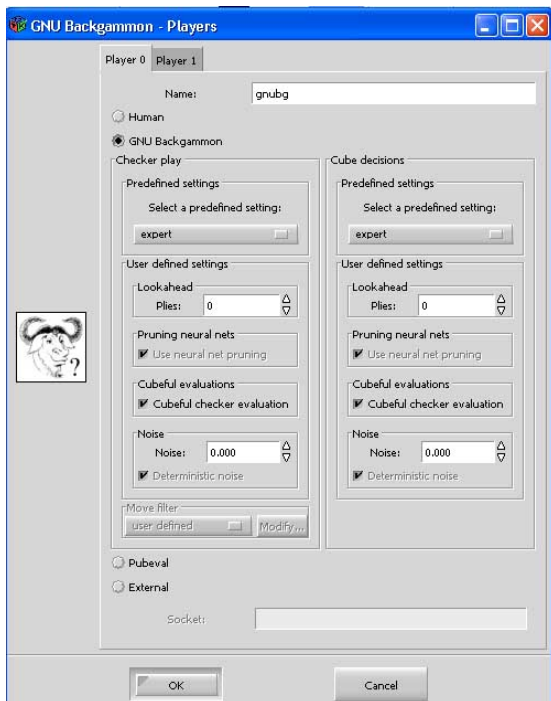
If I cancel the above (twice), the program opens and looks like this:



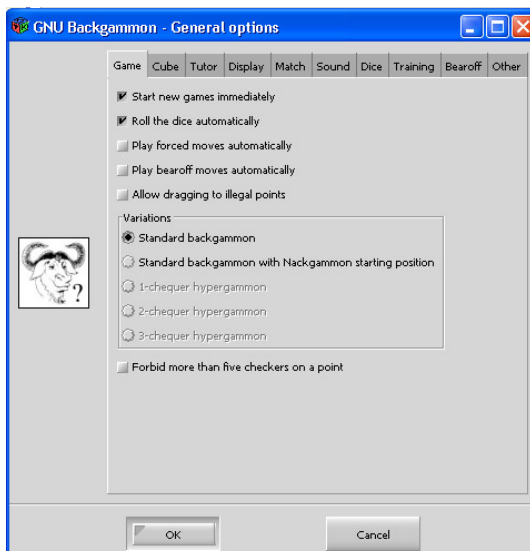
If I click on 'File' 'New' I get:



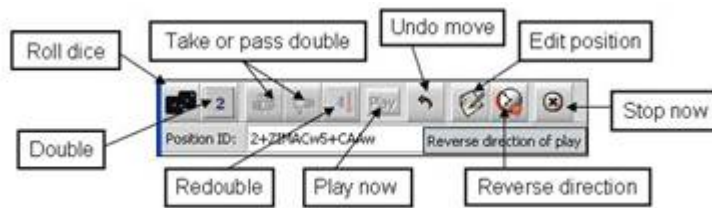
'GNU Backgammon vs. Human' or 'Keep Current Settings' makes no difference. I leave the 'Settings' as:



I set 'game options' for automatic rolls:



I take it as a bad sign that I do not have the toolbar shown on the gnu website which includes a 'roll' button. This one:



If the bot wins the opening roll, it plays it. I can click for a roll, get it, and play it. That's the end. The bot does not play.

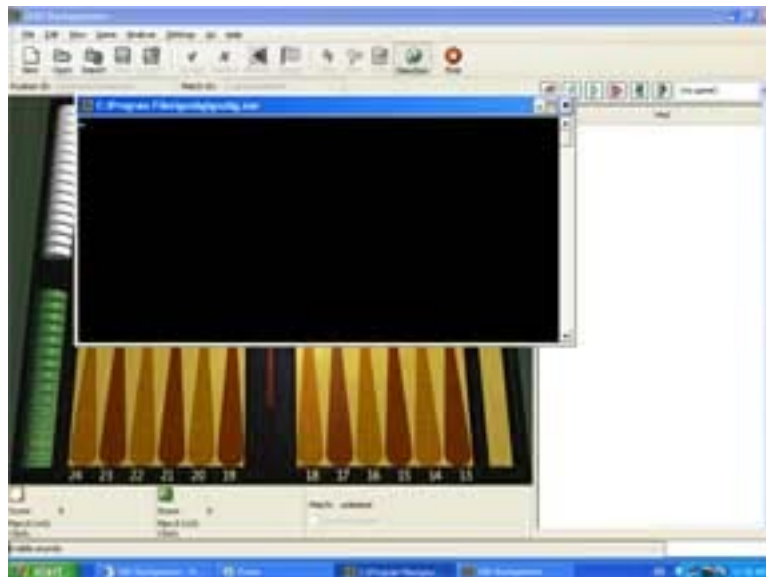
If I win the opening roll, I can play it. That's the end. The bot does not play.

Clicking (left or right) in the open areas (left or right) has no effect. Ctl-r does nothing. 'Roll' in the command window does nothing. I have uninstalled and re-downloaded and re-installed. I have tried every rollover I have. I have been all through options many times. You may doubt me, but I am not a moron. Let's start with this – how can I get that toolbar (above), as shown on the website.

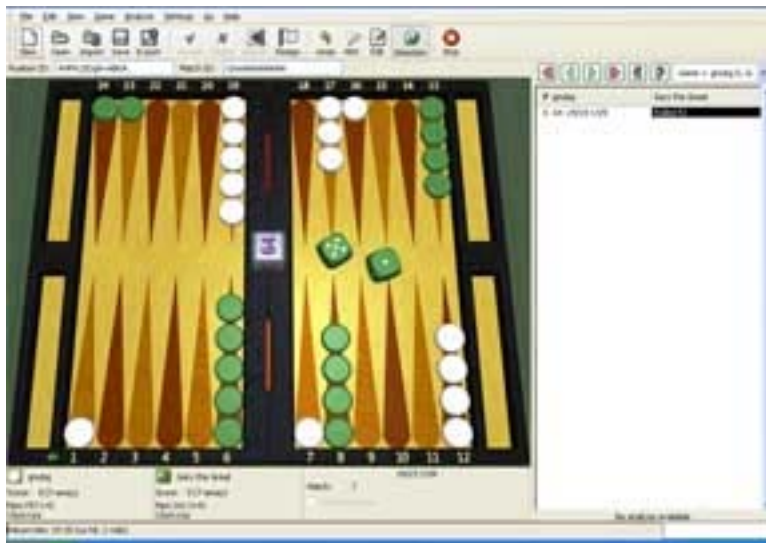
Thanks,

Gary Labouseur
ajarngary@hotmail.com

P.S. I thought I had a new chance. I signed in to the GNU site as GSL and was offered a newer version, about 20 meg in size. I downloaded, installed and got this:



Just clicking on the game lets me start play:



But I'll be damned – the same thing happens. No toolbar appears and:

If the bot wins the opening roll, it plays it. I can click for a roll, get it, and play it. That's the end. The bot does not play.

If I win the opening roll, I can play it. That's the end. The bot does not play.

It's all quite annoying really. I feel as if I must be close. Help! Please.

P.P.S.

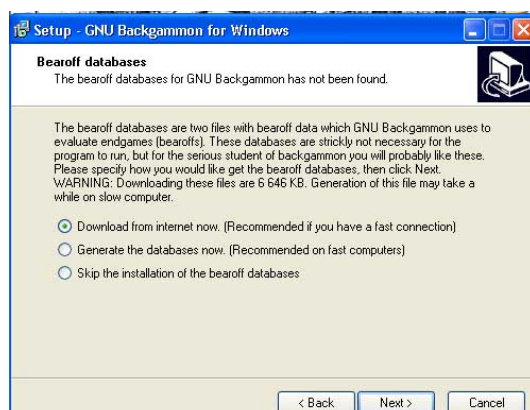
Currently GNU Backgammon is actually designed for *GNU/Linux*. It also compiles and (hopefully) runs under **BSD*, *IRIX*, *Solaris* and *True64 Unix*. Last but not least there are frequently binaries for *MS Windows* and *MS DOS*.

Huh? If I can't run this because I use a Windows OS – it should be noted on the first line (in my opinion). Jesus – I don't even know what those others are.

OK – I went back to:

Where do I find an installable version for my operating system?

For *MS Windows* go to [this place](#). This time I got this option and took it:



Installed for about the tenth time. No toolbar.

If the bot wins the opening roll, it plays it. I can click for a roll, get it, and play it. That's the end. The bot does not play.

If I win the opening roll, I can play it. That's the end. The bot does not play.

I give up.

What software do I need for compiling under MS Windows?

Nardy Pillards has published a fine instruction guide at <http://users.skynet.be/bk228456/GNUBgW.htm>. Go to this page and follow the steps shown there. (Unfortunately this page seems to be gone.)